

# MASTERING AGILE PROJECT MGMT: 10 TIPS FOR SUCCESS

ACHIEVE YOUR PROJECT GOALS WITH EASE



Kinga Vajda



## TIP 1:

# EMBRACE FLEXIBILITY

Be flexible and adaptable to changes.

Respond quickly to evolving project needs.

SWIPE <<<



Kinga Vajda




## TIP 2:

# SET REALISTIC DEADLINES

Set achievable deadlines for your projects

Avoid overcommitting and ensure quality.

SWIPE <<<



Kinga Vajda



## TIP 3:

# ENCOURAGE COLLABORATION

Promote collaboration  
among team members

Leverage diverse skills and  
perspectives

SWIPE <<<



Kinga Vajda



## TIP 4:

# USE ITERATIVE PROCESSES

Implement iterative processes for continuous improvement.

Refine and enhance project outcomes.

SWIPE <<<



Kinga Vajda



## TIP 5:

# PROVIDE CONSTRUCTIVE FEEDBACK

Give constructive feedback  
regularly.

Help team members grow  
and improve.

SWIPE <<<



Kinga Vajda




## TIP 6:

# FOCUS ON DELIVERABLES

Concentrate on delivering  
valuable outcomes

Ensure each iteration adds value.

SWIPE <<<



Kinga Vajda



EXECUTE YOUR  
Intentions



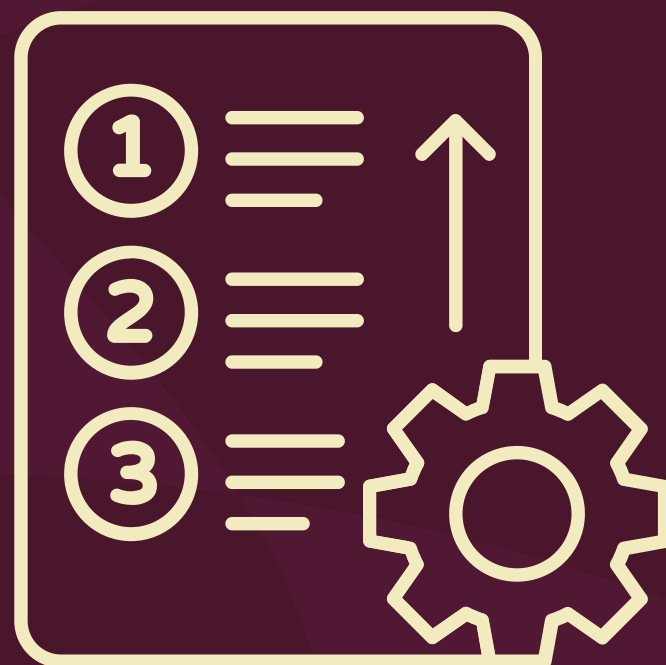
## TIP 7:

# MAINTAIN A PRODUCT BACKLOG

Keep a prioritized product backlog.

Organize tasks and manage workload effectively

SWIPE <<<



Kinga Vajda





## TIP 8:

# CONDUCT RETROSPECTIVES

Hold retrospectives to  
review and learn.

Identify areas for improvement and  
celebrate successes.

SWIPE <<<



Kinga Vajda



EXECUTE YOUR  
Intentions

# APPLY THESE TIPS TO MASTER AGILE PROJECT MANAGEMENT

Navigate Modern Leadership  
with Confidence.

Reach out to learn more  
about our tailored coaching  
programs for high-level  
professionals.

